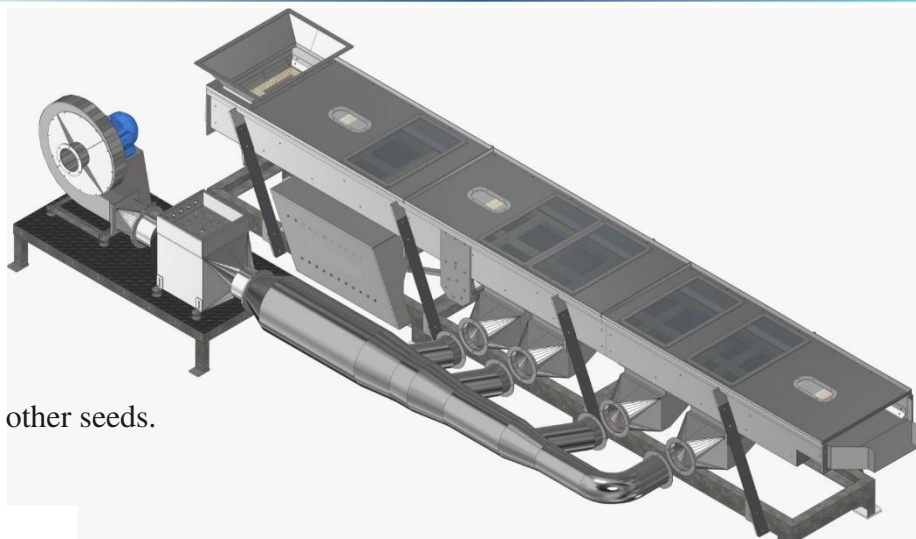


SINCE  
2080

## ADDAMS FLUID BED AIR DRYER



Brand: ADDAMS  
Product Name: Jog Conveyor Dryer Series  
Models: CD 500 & JCD 1000  
Application: Drying of Cereal grains and other seeds.

### Application

The jog conveyor has a wide range of application and construction and can be used for conveying, cleaning, grading and drying grain (for example, coated or dressed materials) and similar products.

### Working mode

The jog conveyor dryer works by the action of the eccentric shaft which, via connecting rods, causes the conveyor to move backwards and forwards, which the results in the movement of the material via the coiled suspension units. The jog conveyor dryer transports material slowly and empties the material at the outlet /outlets.

In order to facilitate drying processes, the machine is constructed with a perforated screen system.

JCD designed with heating sections, and screening sections. Each of the heating sections is supplied

separately with warm air, by using heaters and blowers below the jog conveyor dryer.

Each screening section consists of single screens with connection spout DM120 mm for aspiration.

The main drive is a 4 kW - squirrel cage motor (standard 3/PE 400V 50Hz). The operation of the drive must be by frequency inverter (not included with the jog conveyor dryer).

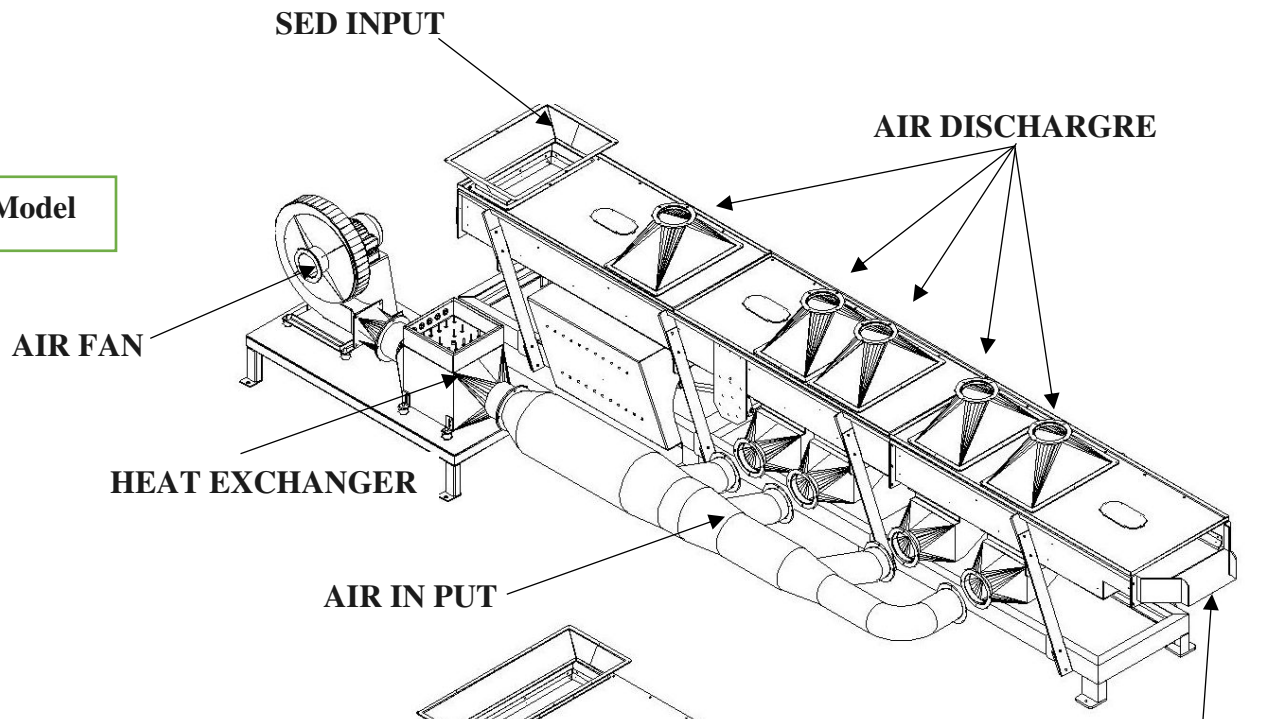
Technical data		Type JCD 500		
Length in Meters		6+2	5+1	3+1
Motor (standard)	kW	4	4	4
Air requirement	m <sup>3</sup> /h	21 000	10 000	6 000
Dimensions	mm			
<b>Length</b>		<b>7 860</b>	<b>6 860</b>	<b>4 858</b>
Width		1 590	1 590	1 590
Height		945	945	945
Net weight	kg	1 350	1050	796
Dynamic loading at 6 Hz N				
PH=		+/-300	+/-230	+/-180
PV=		+/-1 200	+/-950	+/-600

Technical data		Type JCD 1000		
Length in Meters		6+2	5+1	3+1
Motor (standard)	kW	4	4	4
Air requirement	m <sup>3</sup> /h	21 000	10 000	6 000
Dimensions	mm			
<b>Length</b>		<b>7 905</b>	<b>6 310</b>	<b>4 670</b>
Width		1 360	1 360	1 360
Height		1 850	1 850	1 850
Net weight	kg	3 800	2 500	1 900
Dynamic loading at 6 Hz N				
PH=		+/-300	+/-230	+/-180
PV=		+/-1 200	+/-950	+/-600

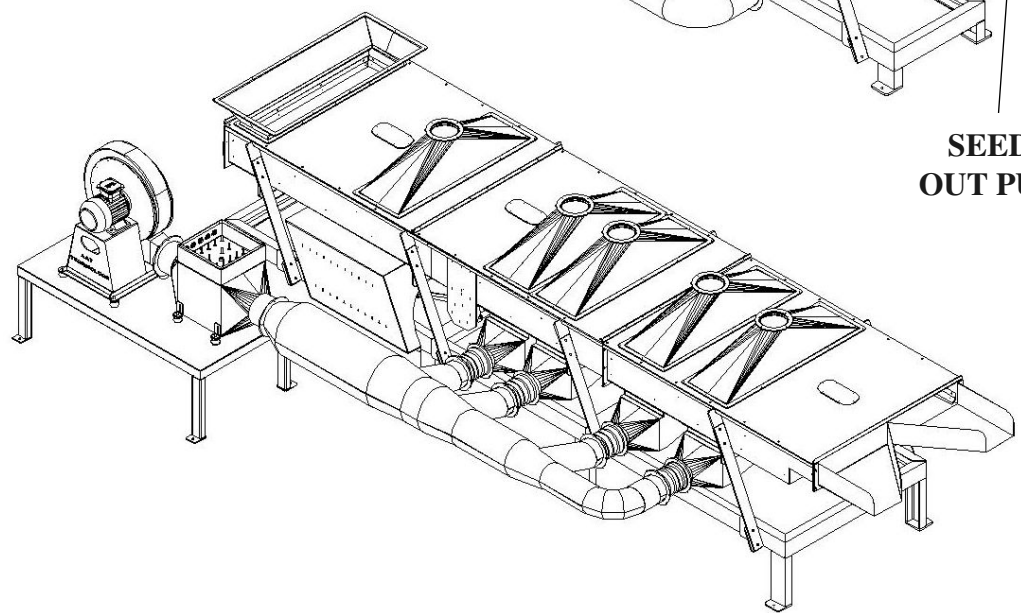
SINCE  
2080

SINCE  
2080

JCD 500 Model



JCD 1000 Model



SINCE  
2080