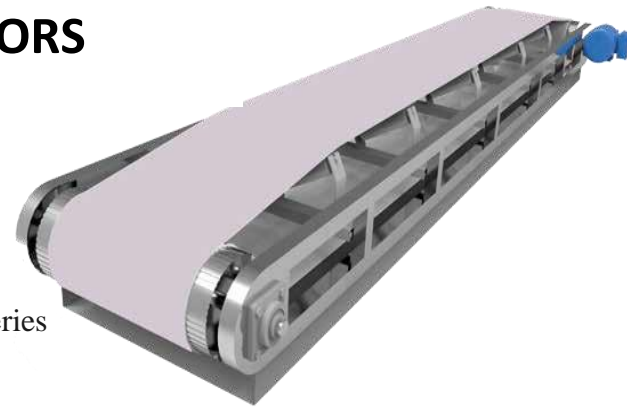


2080

ADDAMS BELT CONVEYORS



General

Brand ADDAMS
Model BC Belt Conveyors of 400 / 500 / 600 / 800 / 1000 Series
Belt Speed 1,00 m/s
Application Conveying of Cereal grains and other seeds.

ADDAMS type BC belt conveyors are designed for continuously conveying of all type of seeds. The conveyor consists of a choice of construction materials like Black Mild Sheet Painted, Stainless Steel, or pre-galvanized plates. The conveyor uses a flat or Chevron type belts to move the material from the loading point to the unloading point. The conveyor can be arranged for horizontal or inclined travel, the angle of slope depending on the conveyed material and the type of

FEATURES

- Solid drive pulley with rubber lagging
- Flat carrying idlers for belt
- Return idlers for belt
- Trailing pulley with slide plates
- Flat belt

DRIVE SYSTEM


- Helical bevel gear motor, hollow shaft
- Gear motor mounted on right- or left-hand side as specified

CONTROLLERS

- Rotation sensing
- Pull cord operated emergency stop (optional)
- Bearing heat sensing (optional)
- Misalignment detectors (optional)

ACCESSORIES

- Equipotential bonding of shafts
- Inlet module
- Outlet with belt scraper or brush
- Top covers and bottom plates for intermediate section
- Weight tension (>100 m)
- Support system; Data sheet: Belt Conveyor Support System



Technical data		
Maximum capacity	BC- 400	72 m ³ /h
	BC-500	90 m ³ /h
	BC-650	117 m ³ /h
	BC-800	144 m ³ /h
	BC-1 000	180 m ³ /h
	BC-1 200	216 m ³ /h
Maximum bulk density	850 kg/m ³	
Drive motor size	According to the application	
Belt speed	0,51 m/s – 0,95 m/s	
Sound pressure level	77 to 82 dB(A)	
Maximum length and angle of slope	Depends on the material properties and the length and angle of the conveyor	
Operating conditions	Indoor and outdoor -20°C to +40°C ambient	

NOTE: All capacities in the above table are based on the handling of wheat.

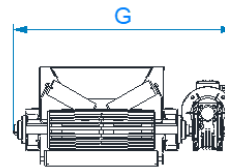
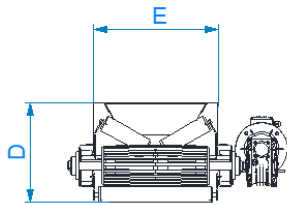
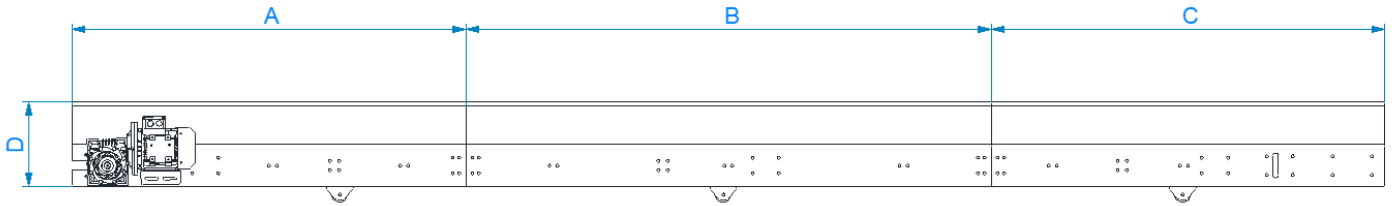
Materials		
Casing	Standard	Mild Sheet Painted
	Optional	Stainless steel / pre-galvanized steel
Belt type	Standard	Smooth
	Optional	Chevron belt / Crescent Belt
Belt quality	Standard	Oil-resistant belt 'GM', antistatic (SBR/NBR)
	Optional	Regular belt, antistatic (SBR)
Splicing method (belt)	Standard	Endless splicing
		Open

Compliance		
ATEX	Standard	Non-zone inside Non-zone outside

NOTE: Specific requirements apply for ATEX compliance

SINCE
2080

SINCE
2080



	CAPACITY	A	B	C	D	E	G
		[mm]	[mm]	[mm]	[mm]	[mm]	[mm]
BELT CONVEYOR (W. 40CM)	25 m ³ /h	1500	500/1000/1500/2000	1500	316	476	838
BELT CONVEYOR (W. 50CM)	41 m ³ /h	1500	500/1000/1500/2000	1500	316	576	891
BELT CONVEYOR (W. 60CM)	55 m ³ /h	1500	500/1000/1500/2000	1500	316	668	1038
BELT CONVEYOR (W. 80CM)	74 m ³ /h	1500	500/1000/1500/2000	1500	340	734	803
BELT CONVEYOR (W. 100CM)	100 m ³ /h	1500	500/1000/1500/2000	1500	340	934	1000



SINCE
2080